



شركة بوبيان للبتروكيماويات (ش.م.ك.ع.)  
BOUBYAN PETROCHEMICAL Co. (K.S.C.P)

Date: 19 May 2022

Ref: CIO/045/ HT – AG

التاريخ: 19 مايو 2022

المرجع: CIO/045/ HT – AG

To: Boursa Kuwait

السادة / بورصة الكويت المحترمين

Dear Sirs,

تحية طيبة وبعد ...

**Subject: Results of Analysts Conference  
held on 19 May 2022**

**الموضوع: نتائج مؤتمر المحللين  
و المنعقد بتاريخ 19 مايو 2022**

Pursuant to the provisions of Article No. (8-4-2) of Boursa Kuwait Rule Book & its last amendments, attached is the Disclosure of Material Information Form related to the above-mentioned subject and the presentation of the Annual Analysts' Conference which was held on 19/5/2022.

بالإشارة إلى أحكام المادة (2-4-8) والواردة في كتاب قواعد بورصة الكويت وفق آخر تعديلاته ، مرفق لكم نموذج الإفصاح عن المعلومات الجوهرية بشأن الموضوع أعلاه ، و العرض التقديمي الخاص بمؤتمر المحللين السنوي و المنعقد بتاريخ 2022/5/19 .

Sincerely Yours ...

وتفضلوا بقبول فائق التحية والتقدير ..

Ahmad Al Gumar  
CIO

الرقم

أحمد القمر  
الرئيس التنفيذي للإستثمار

**\*Attachments:**

The presentation of Analysts Conference for the fiscal year ended 30/04/2022.

**\*المرفقات:**

- العرض التقديمي لمؤتمر المحللين عن السنة المالية المنتهية في 2022/04/30.

**\* CC:**

CMA - Disclosure Dep.

**\*نسخة إلى:**

- السادة / هيئة أسواق المال – إدارة الإفصاح .





شركة بوبيان للبتروكيماويات (ش.م.ك.ع.)  
BOUBYAN PETROCHEMICAL Co. (K.S.C.P)

نموذج الإفصاح عن المعلومات الجوهرية (الملحق رقم 11)

Disclosure of Material Information Form (Appendix No.11)

Date: 19/5/2022

التاريخ : 2022/5/19

Name of the listed Company:

إسم الشركة المدرجة :

Boubyan Petrochemical Co. (BPC) <sup>K.P.S.C</sup>

شركة بوبيان للبتروكيماويات (بوبيان ب) ش.م.ك.ع

Material Information:

المعلومة الجوهرية :

BPC's Annual Analysts' Conference was held on Thur. 19/5/2022 at 01:00 pm, where no material information was revealed during the conference.

تم عقد مؤتمر المحللين السنوي لشركة (بوبيان ب) وذلك يوم الخميس الموافق 2022/5/19 في تمام الساعة 01:00 ظهراً ، ولم يتم الكشف عن أي معلومات جوهرية خلال المؤتمر .

Significant Effect on the financial position of (BPC):

أثر المعلومة الجوهرية على المركز المالي للشركة :

None

لا يوجد

Ahmad Al Gumar  
CIO

أحمد القمر

أحمد القمر  
الرئيس التنفيذي للإستثمار





# Boubyan Petrochemical Company

## Investor Update – April 30<sup>th</sup>, 2022 results



شركة بوبيان للبتروكيماويات (ش.م.ك.)

Boubyan Petrochemical Company (K.S.C)



# Boubyan Petrochemical Company – 4Q21/22 results

## Business Highlights

- Boubyan’s core investment income witnessed 20% growth during 4Q21/22, as well as a strong increase in dividend income from the Equate Group.

## Financial Highlights

- Boubyan reported net income of **KWD30.6mn** in 4Q21/22 compared to **KWD11.1mn** in 4Q20/21 (*EPS of 58.69 fils in 4Q21/22 vs 22.05 fils in 4Q20/21*)
- Net income for FY21/22 reached **KWD38.8mn**, compared to **KWD18.5mn** last year (*EPS of 74.55 fils in FY21/22 vs. 36.73 fils in FY20/21*)
- The investment portfolio value reached **KWD462.9mn** as of 4Q21/22; core investments (*excluding Equate*) accounted for 17.8% of the portfolio



# Core Investments Updates (1/2)



- In 2Q21/22, EDU (*excluding Eyas*) reported a net income of KWD1.22mn, compared to KWD1.02mn during the same quarter last year.
- The increase in net income during the quarter was a result of an increase in tuition fees, as schools returned to on-campus learning.



- EYAS achieved a net income of KWD0.97mn during 2Q21/22, down from KWD2.65mn during the same quarter last year.
- The decrease in profits was mainly driven by a decline in tuition revenues, as a result of a reduction in student enrollments from the Private University Council.



- Nafais reported net income of KWD3.2mn during 4Q21, compared to KWD3.1mn during the same quarter last year. The Company closed its financial year with a strong quarter, as it witnessed strong growth in medical revenues.

# Core Investments Updates (2/2)



- Al Borg reported net profit of SAR34.9mn for 1Q22, compared to SAR51.1mn in 1Q21. The Company launched an aggressive expansion plan during the quarter, which led to an increase in staff and advertisement costs. The positive financial impact of this expansion plan will likely be reflected in the upcoming quarters.



- AlKout reported net profit of KWD2.1mn in 1Q22, compared to KWD1.3mn in 1Q21.
- The strong growth during the quarter was driven by a surge in sales of Chlor Alkali, as prices of caustic soda increased during the quarter.



- Muna Noor reported a quarterly profit of OMR0.16mn during 4Q21/22, compared to profit of OMR0.19mn in 4Q20/21. The Company's focus for 2022/23 is to expand its sales regionally, as well as expanding its product line into new sectors.

# Boubyan's Investment Portfolio Reached KWD463mn as of 4Q21/22

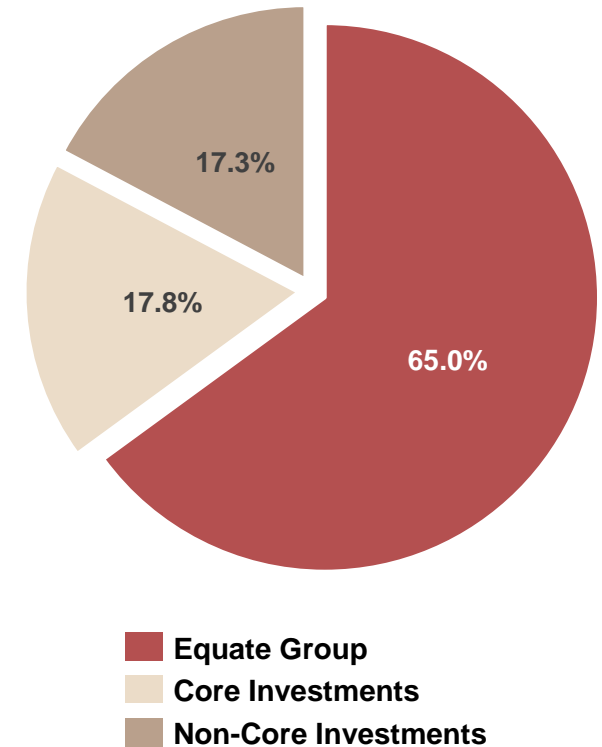
Amounts in KWD, millions

EQUATE Group	Ownership	Carrying Value
EQUATE	9.0%	181.6
The Kuwait Olefins Company (TKOC)	9.0%	119.1
<b>EQUATE Group Total</b>		<b>300.7</b>

Core Investments	Ownership	Carrying Value
Al Kout	54.1%	21.2
EDU *	83.1%	17.1
EYAS	55.7%	16.9
NAFAIS	21.1%	10.0
Al Borg	25.1%	7.2
Muna Noor	100.0%	6.6
Awazel	20.8%	3.4
<b>Total Core Investments</b>		<b>82.3</b>

\* = excluding the carrying value of Eyas in EDU

<b>Total Non-Core Investments</b>	<b>79.9</b>
<b>Total Investment Portfolio</b>	<b>462.9</b>



# Boubyan achieved a net income of KWD30.6mn in 4Q21/22 compared to KWD11.1mn in 4Q20/21

KWD, thousands

Income	4Q21/22		4Q20/21		EPS Contribution (fils)	
	4Q21/22	4Q20/21	4Q21/22	4Q20/21	4Q21/22	4Q20/21
<b>EQUATE Group</b>	<b>30,245.4</b>	<b>9,668.3</b>	<b>58.00</b>	<b>19.17</b>		
Al Borg ML	1,239.4	844.3	2.38	1.67		
EDU (excluding the results of Eyas)	1,014.2	875.0	1.94	1.73		
Al-Kout	638.0	(1,077.8)	1.22	(2.14)		
Nafais	627.6	733.3	1.20	1.45		
Eyas	543.2	1,457.5	1.04	2.89		
Muna Noor Group	(124.2)	155.3	(0.24)	0.31		
Awazel	(236.2)	108.2	(0.45)	0.21		
<b>Total Core Investments Income</b>	<b>3,702.0</b>	<b>3,095.8</b>	<b>7.10</b>	<b>6.14</b>		
<b>Total Non-Core Investments Income</b>	<b>1,116.8</b>	<b>1,013.0</b>	<b>2.14</b>	<b>2.01</b>		
Realised FVTPL gains - UACC	-	439.9	-	0.87		
Realised FVTPL gains - Alpen Fund UK	-	331.6	-	0.66		
Realised FVTPL gains - Others	25.1	-	0.05	-		
Other Income	163.3	156.3	0.31	0.31		
Foreign Exchange Gain (Loss)	(6.0)	36.1	(0.01)	0.07		
<b>Total Other Income</b>	<b>182.4</b>	<b>963.9</b>	<b>0.35</b>	<b>1.91</b>		
<b>Total Income</b>	<b>35,246.6</b>	<b>14,741.0</b>	<b>67.59</b>	<b>29.23</b>		
<b>Expenses</b>						
Finance Cost	(1,284.9)	(1,093.5)	(2.46)	(2.17)		
G&A Expenses	(999.8)	(776.5)	(1.92)	(1.54)		
Staff Expenses	(126.0)	(159.9)	(0.24)	(0.32)		
Impairments	-	(697.7)	-	(1.38)		
Changes in Fair Value of FVTPL Investments	(1,036.1)	(475.6)	(1.99)	(0.94)		
Board & Govt. Fees/Taxes	(1,196.8)	(419.3)	(2.30)	(0.83)		
<b>Total Expenses</b>	<b>(4,643.6)</b>	<b>(3,622.4)</b>	<b>(8.91)</b>	<b>(7.18)</b>		
<b>Net Income</b>	<b>30,603.0</b>	<b>11,118.6</b>	<b>58.69</b>	<b>22.05</b>		

## Commentary

- Core investments income rose to KWD3.7mn in 4Q21/22 from KWD3.1mn during the same period last year
- Net income increased by 175% during the quarter to KWD30.6mn from KWD11.1mn in 4Q20/21, on the back of strong growth in income from the Equate Group and Core Investments.



# Boubyan reported net income of KWD38.8mn in FY21/22 compared to KWD18.5mn in FY20/21

KWD, thousands

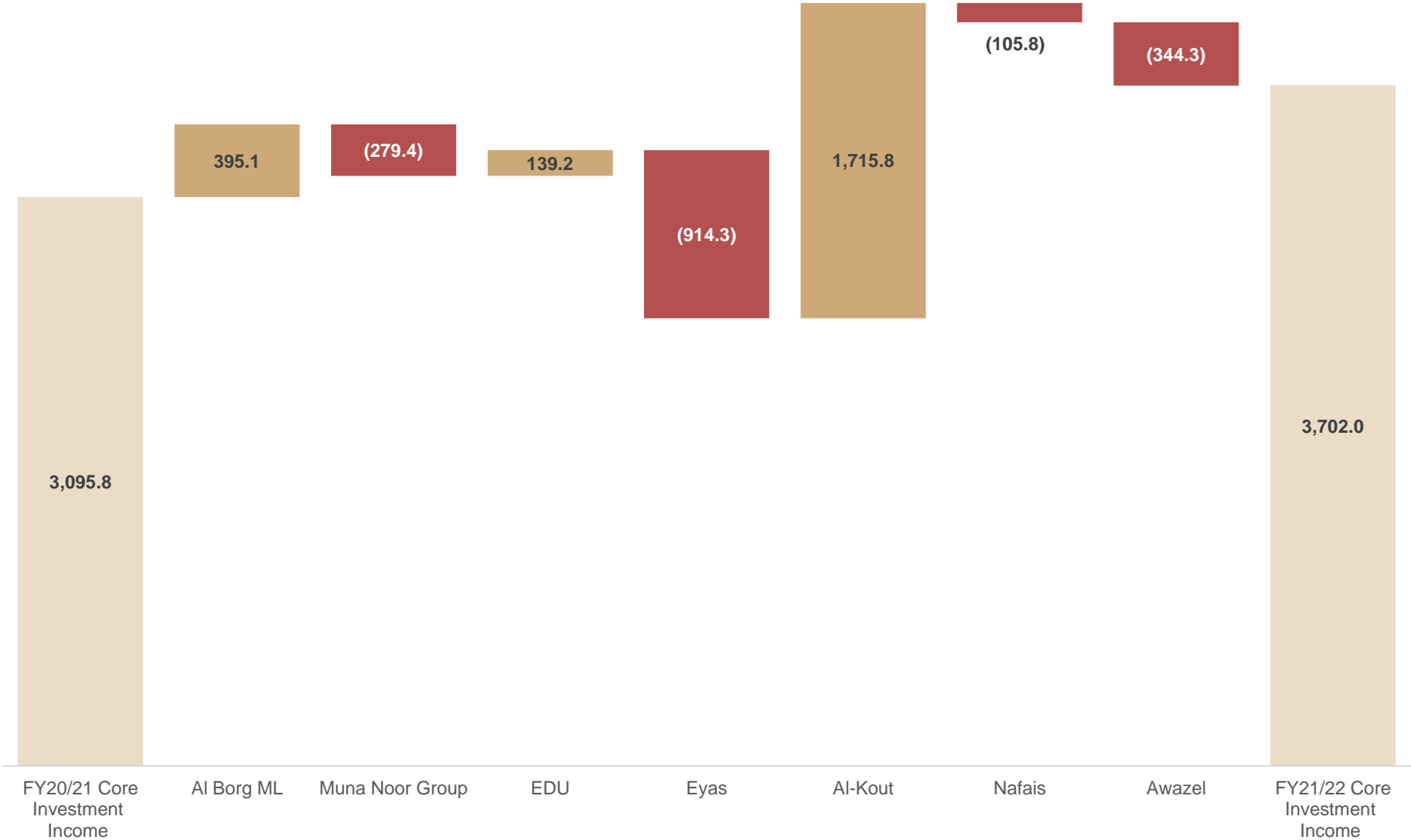
Income			EPS Contribution (fils)	
	FY21/22	FY20/21	FY21/22	FY20/21
<b>EQUATE Group</b>	<b>30,245.4</b>	<b>9,668.3</b>	<b>58.17</b>	<b>19.17</b>
EDU (excluding the results of Eyas)	3,389.2	2,349.9	6.52	4.66
Al Kout	3,098.4	477.4	5.96	0.95
Eyas	2,868.6	4,669.0	5.52	9.26
Al Borg ML	2,669.2	3,171.7	5.13	6.29
Nafais	2,119.5	1,873.9	4.08	3.72
Awazel	(161.8)	166.7	(0.31)	0.33
Muna Noor Group	(557.4)	(817.0)	(1.07)	(1.62)
<b>Total Core Investments Income</b>	<b>13,425.7</b>	<b>11,891.6</b>	<b>25.82</b>	<b>23.58</b>
<b>Total Non-Core Investments Income</b>	<b>1,506.7</b>	<b>1,351.6</b>	<b>2.90</b>	<b>2.68</b>
Realised FVTPL gains - NIC shares	361.5	-	0.70	-
Realised FVTPL gains - UACC	890.7	439.9	1.71	0.87
Realised FVTPL gains - Arcapita Sunrise IV	-	151.9	-	0.30
Realised FVTPL gains - Abu Qir Fertilizers & Chem. Ind.	105.7	-	0.20	-
Realised FVTPL gains - Alpen Fund UK	-	331.6	-	0.66
Realised FVTPL gains - Others	37.1	-	0.07	-
Other Income	281.8	388.6	0.54	0.77
Foreign Exchange Gain (Loss)	2.1	(18.1)	0.00	(0.04)
<b>Total Other Income</b>	<b>1,679.0</b>	<b>1,293.9</b>	<b>3.23</b>	<b>2.57</b>
<b>Total Income</b>	<b>46,856.8</b>	<b>24,205.4</b>	<b>90.12</b>	<b>47.99</b>
<b>Expenses</b>				
Finance Cost	(4,493.8)	(4,925.7)	(8.64)	(9.77)
G&A Expenses	(1,486.5)	(1,495.8)	(2.86)	(2.97)
Staff Expenses	(510.7)	(556.0)	(0.98)	(1.10)
Impairments, net	703.8	2,458.8	1.35	4.87
Changes in Fair Value of FVTPL Investments	(913.1)	(641.2)	(1.76)	(1.27)
Board & Govt. Fees/Taxes	(1,395.6)	(519.7)	(2.68)	(1.03)
<b>Total Expenses</b>	<b>(8,096.0)</b>	<b>(5,679.5)</b>	<b>(15.57)</b>	<b>(11.26)</b>
<b>Net Income</b>	<b>38,760.8</b>	<b>18,525.9</b>	<b>74.55</b>	<b>36.73</b>

## Commentary

- Core investments income increased by 13% to reach KWD13.4mn in FY21/22, compared to KWD11.9mn last year
- Non-core investment income grew by 11% to reach KWD1.5mn this year, compared to KWD1.35mn last year
- Net income increased 109% during the year to KWD38.8mn from KWD18.5mn in FY20/21, as a result of strong growth in income from the Equate Group and Core Investments.

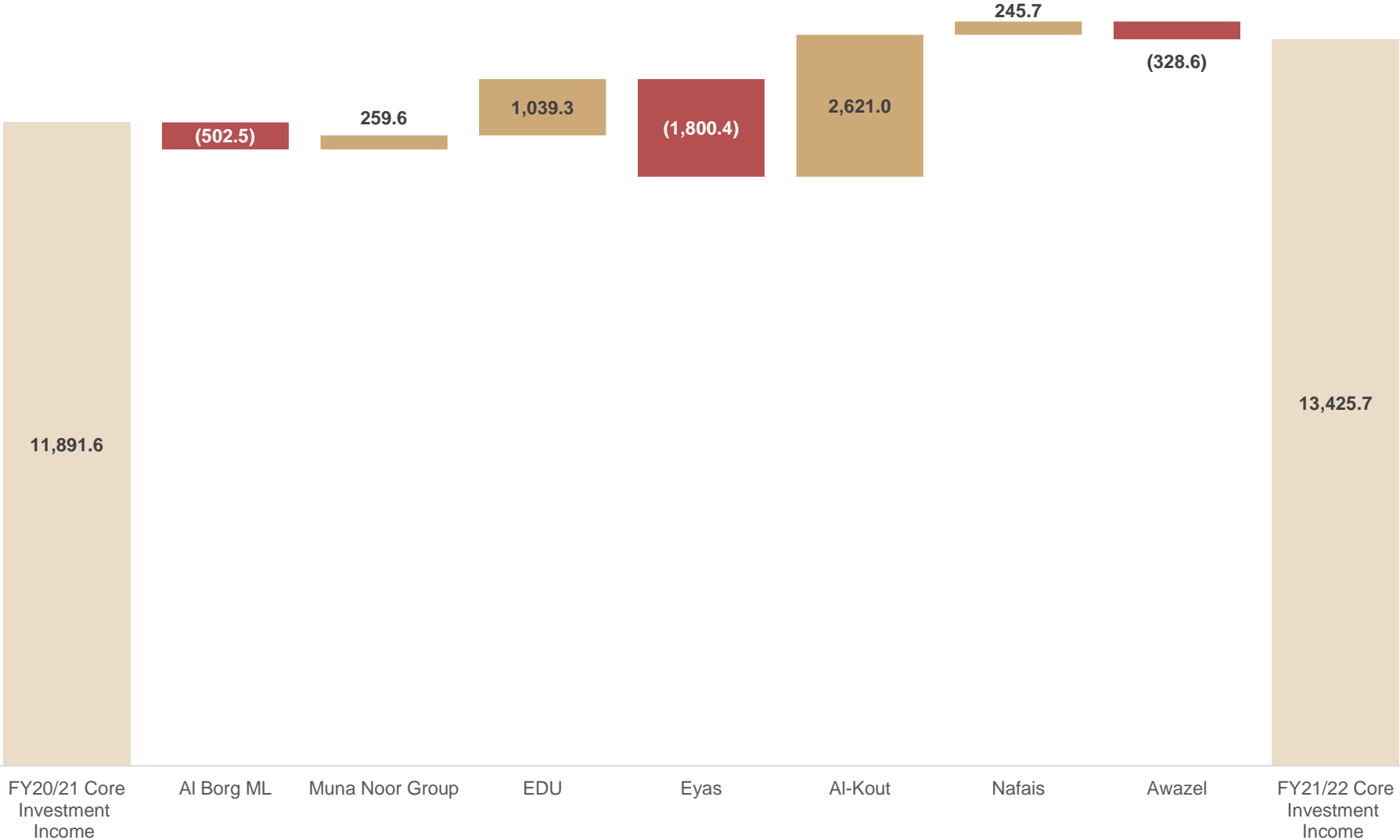
# Core Investment Income Reached KWD3.7m in 4Q21/22

Amounts in KWD, thousands



# Core Investment Income Reached KWD13.4m in FY21/22

Amounts in KWD, thousands



Q&A

Thank you



شركة بوبيان للبتروكيماويات (ش.م.ك.)

Boubyan Petrochemical Company (K.S.C)